





24es Championnats d'Europe de Gymnastique Artistique Féminine 2002
24th European Women's Artistic Gymnastics Championships 2002
Patras / GRE

Femmes Seniors
Women Seniors

Compétition I: Qualifications
Competition I: Qualification

Time: 20:35
 Date: 19-04-2002
 Page: 1

CLASSEMENT FINAL PAR EQUIPES
TEAM FINAL RESULTS

Rang Num	Fédération						TOTAL
Rank Num	Federation						
1. 28	RUSSIA	RUS	28.286	28.561	27.912	27.074	111.833
2. 22	NETHERLANDS	NED	27.700	27.099	26.249	26.587	107.635
3. 18	ITALY	ITA	27.987	26.962	25.787	25.212	105.948
4. 34	UKRAINE	UKR	27.649	27.436	24.499	26.274	105.858
5. 11	FRANCE	FRA	27.024	25.287	25.399	26.337	104.047
6. 12	GREAT BRITAIN	GBR	27.187	24.924	25.287	25.374	102.772
7. 5	BULGARIA	BUL	27.612	23.975	24.062	25.362	101.011
8. 4	BELARUS	BLR	26.549	24.462	24.599	24.949	100.559
9. 8	CZECH REPUBLIC	CZE	26.787	21.525	23.049	25.399	96.760
10. 15	HUNGARY	HUN	26.050	23.624	22.499	24.537	96.710
11. 30	SWITZERLAND	SUI	25.750	24.600	23.350	22.012	95.712
12. 10	FINLAND	FIN	26.300	21.837	23.137	23.949	95.223
13. 19	LATVIA	LAT	25.811	21.899	22.887	24.362	94.959
14. 3	BELGIUM	BEL	25.674	22.487	22.787	23.874	94.822
15. 2	AUSTRIA	AUT	25.537	21.950	23.537	23.337	94.361
16. 24	NORWAY	NOR	25.425	22.912	21.649	22.937	92.923
17. 31	SLOVAKIA	SVK	25.774	21.937	21.362	23.711	92.784
18. 16	ISLAND	ISL	24.337	18.974	20.062	23.162	86.535
19. 25	POLAND	POL	25.986	21.737	14.462	14.837	77.022

Femmes Seniors

Women Seniors

Compétition II: Concours individuel multiple

Competition II: All around individual competition





Time: 17:27

Date: 20-04-2002

Page: 1

CLASSEMENT FINAL

FINAL RESULTS

Rang	Num	Nom Prénom	Féd					TOTAL
Rank	Num	Name Firstname	Fed					
1.	316	KHORKINA Svetlana	RUS	9.118	9.787	9.300	9.387	37.592
2.	298	VAN DE LEUR Verona	NED	9.318	9.537	9.125	9.562	37.542
3.	347	KVASHA Alona	UKR	9.168	9.200	8.662	9.375	36.405
4.	318	ZIGANSHINA Natalia	RUS	8.993	9.400	8.637	9.250	36.280
5.	311	PETROVSCHI Joana	ROM	9.162	9.025	8.825	9.262	36.274
6.	297	HARMES Suzanne	NED	9.237	8.925	8.837	9.062	36.061
7.	231	GOMEZ Elena	ESP	9.024	8.825	8.850	9.312	36.011
8.	216	KUZNETSOVA Evguenia	BUL	9.224	8.737	8.737	9.112	35.810
9.	280	GARGANO M.Teresa	ITA	9.050	8.987	8.625	8.837	35.499
10.	248	OWEN Rebecca	GBR	8.737	8.712	8.687	9.062	35.198
11.	226	KOMRSKOVA Jana	CZE	9.175	8.875	8.575	8.550	35.175
12.	276	BERGAMELLI Monica	ITA	9.012	9.150	8.512	8.412	35.086
13.	257	MILLOUSI Vasiliki	GRE	8.524	8.587	8.675	8.487	34.273
14.	246	TWEDDLE Elizabeth	GBR	8.418	9.100	7.987	8.737	34.242
15.	321	HRIBAR Maya	SLO	8.562	8.700	8.125	8.350	33.737
16.	212	TARASENKA Yulia	BLR	8.718	9.362	7.650	7.700	33.430
17.	236	ALMENOSKA Annukka	FIN	8.556	8.525	7.775	8.475	33.331
18.	206	SOHET Celine	BEL	8.499	8.425	8.087	8.187	33.198
19.	271	MORELI Michal	ISR	8.906	7.950	7.725	8.387	32.968
20.	228	OBONOVA Zusana	CZE	8.575	8.037	7.800	7.912	32.324
21.	217	RANGELOVA Ralitsa	BUL	8.781	8.325	7.537	7.637	32.280
22.	336	BOHMAN Karolina	SWE	8.812	8.237	7.337	7.837	32.223
23.	261	KISS Renate	HUN	8.268	7.562	7.475	8.212	31.517
24.	282	MISIUGINA Irina	LAT	8.368	7.562	7.175	8.087	31.192

Femmes Seniors

Women Seniors

Compétition III: Finales par engins

Competition III: Apparatus finals

Time: 18:12

Date: 21-04-2002

Page: 1

CLASSEMENT FINAL

FINAL RESULTS



1. ZIGANSHINA Natalia	RUS	9.443
2. VAN DE LEUR Verona	NED	9.387
3. PETROVSCHI Joana	ROM	9.131
4. KVASHA Alona	UKR	9.043
4. ZAMOLODCHIKOVA Elena	RUS	9.043
6. GOMEZ Elena	ESP	8.999
7. COLOMBO Ilaria	ITA	8.993
8. BERGAMELLI Monica	ITA	4.575



1. KHORKINA Svetlana	RUS	9.550
2. ENDEL Renske	NED	9.450
3. TWEDDLE Elizabeth	GBR	9.287
4. HARMES Suzanne	NED	9.187
5. BERGAMELLI Monica	ITA	9.112
6. KVASHA Alona	UKR	9.025
7. EJOVA Ludmila	RUS	8.700
8. YAROTSKA Irina	UKR	7.487



1. EJOVA Ludmila	RUS	9.562
2. KHORKINA Svetlana	RUS	9.262
3. VAN DE LEUR Verona	NED	9.187
4. COLOMBO Ilaria	ITA	9.100
5. HARMES Suzanne	NED	8.850
6. REGEASE Delphine	FRA	8.650
7. TWEDDLE Elizabeth	GBR	8.550
8. GOMEZ Elena	ESP	8.525



1. KVASHA Alona	UKR	9.500
2. ZIGANSHINA Natalia	RUS	9.450
3. VAN DE LEUR Verona	NED	9.400
4. GOMEZ Elena	ESP	9.362
5. KHORKINA Svetlana	RUS	9.075
6. KASTRITSI Dimitra	GRE	9.062
7. GARGANO M.Teresa	ITA	9.000
8. YAROSH Tatiana	UKR	8.800

Femmes Juniors

Women Juniors

Compétition I: Qualifications

Competition I: Qualification

Time: 20:32

Date: 18-04-2002

Page: 1

CLASSEMENT FINAL PAR EQUIPES

TEAM FINAL RESULTS

Rang Num	Fédération						TOTAL	
Rank Num	Federation							
1.	28	RUSSIA	RUS	27.299	27.350	26.899	26.675	108.223
2.	27	ROMANIA	ROM	27.468	25.512	26.399	28.000	107.379
3.	11	FRANCE	FRA	26.817	26.624	25.762	27.324	106.527
4.	34	UKRAINE	UKR	26.718	27.412	24.761	26.486	105.377
5.	22	NETHERLANDS	NED	27.099	25.736	24.999	25.337	103.171
6.	18	ITALY	ITA	27.104	25.286	25.699	24.174	102.263
7.	14	GREECE	GRE	26.691	25.362	24.924	24.450	101.427
8.	12	GREAT BRITAIN	GBR	25.823	24.112	24.474	25.400	99.809
9.	15	HUNGARY	HUN	26.679	24.274	22.812	25.449	99.214
10.	13	GERMANY	GER	26.075	23.712	24.374	25.049	99.210
11.	9	SPAIN	ESP	26.518	24.111	21.987	26.312	98.928
12.	4	BELARUS	BLR	26.136	25.424	21.762	24.249	97.571
13.	8	CZECH REPUBLIC	CZE	25.818	22.875	24.337	24.524	97.554
14.	30	SWITZERLAND	SUI	25.686	23.212	22.025	23.962	94.885
15.	3	BELGIUM	BEL	25.099	22.749	22.150	24.424	94.422
16.	6	CROATIA	CRO	25.673	22.662	21.812	24.274	94.421
17.	10	FINLAND	FIN	24.455	22.187	22.012	24.449	93.103
18.	25	POLAND	POL	25.236	20.112	22.350	23.812	91.510
19.	2	AUSTRIA	AUT	25.155	20.624	22.149	22.899	90.827
20.	24	NORWAY	NOR	24.236	21.387	21.574	23.237	90.434
21.	5	BULGARIA	BUL	24.724	21.237	19.849	23.187	88.997
22.	20	LITHUANIA	LTU	25.017	18.949	20.187	23.911	88.064
23.	33	TURKEY	TUR	24.142	18.799	19.049	21.574	83.564

Femmes Juniors

Women Juniors

Compétition II: Concours individuel multiple

Competition II: All around individual competition





Time: 13:08

Date: 20-04-2002

Page: 1

CLASSEMENT FINAL

FINAL RESULTS

Rang	Num	Nom Prénom	Féd					TOTAL
Rank	Num	Name Firstname	Fed					
1.	121	PAVLOVA Anna	RUS	9.375	9.412	8.775	9.162	36.724
2.	116	LEONIDA Floarea	ROM	8.843	9.087	8.900	9.350	36.180
3.	122	ANOCHINA Elena	RUS	9.268	9.100	8.650	8.737	35.755
4.	151	KOZICH Alina	UKR	9.093	9.350	8.475	8.750	35.668
5.	96	VAN DEN BERG Berber	NED	9.212	8.912	8.487	8.612	35.223
6.	66	BISMPIKOU Stefani	GRE	8.812	9.112	7.925	9.112	34.961
7.	85	PESTRIN Marika	ITA	9.156	8.787	8.362	8.462	34.767
8.	71	SARKADI Ella	HUN	8.856	8.575	7.887	8.737	34.055
9.	84	MERZARIO Michela	ITA	8.868	8.075	8.787	8.287	34.017
10.	152	AKHUNU Mirabella	UKR	9.137	6.775	8.675	8.950	33.537
11.	68	TSEGLI Sophia	GRE	8.974	7.612	8.350	8.325	33.261
12.	26	ERCEG Tina	CRO	8.668	8.350	7.950	8.225	33.193
13.	62	GUNNE Heike	GER	9.037	8.425	7.850	7.800	33.112
14.	41	MORENO Patricia	ESP	9.087	7.787	7.475	8.362	32.711
15.	56	JOHNSTON Ashtone	GBR	8.824	8.375	7.550	7.912	32.661
16.	17	NOVIKAVA Aksana	BLR	8.937	7.725	7.837	8.137	32.636
17.	42	DE SIMONE Lenika	ESP	9.050	7.650	7.475	8.412	32.587
18.	39	OZANOVA Veronika	CZE	8.856	7.462	8.612	7.625	32.555
19.	16	LUKSHA Liliya	BLR	8.831	8.712	8.362	6.487	32.392
20.	135	STUDER Joy	SUI	8.487	7.812	7.750	7.862	31.911
20.	141	WAGNER Veronica	SWE	8.762	6.312	8.562	8.275	31.911
22.	37	CHYTILOVA Petra	CZE	8.468	7.062	8.175	8.025	31.730
23.	72	GAL Kitty	HUN	8.612	8.387	6.087	8.400	31.486
24.	106	STANKIEWICZ Maria	POL	8.468	7.812	6.825	8.162	31.267

Femmes Juniors

Women Juniors

Compétition III: Finales par engins

Competition III: Apparatus finals

Time: 13:51

Date: 21-04-2002

Page: 1

CLASSEMENT FINAL

FINAL RESULTS



1. PAVLOVA Anna	RUS	9.399
2. CHINDEA Iuliana	ROM	9.212
3. ROSU Monica	ROM	9.112
4. ANOCHINA Elena	RUS	9.056
5. NOVIKAVA Aksana	BLR	9.018
6. LASOMER Patricia	NED	8.975
7. BISMPIKOU Stefani	GRE	8.950
8. PESTRIN Marika	ITA	8.868



1. KOZICH Alina	UKR	9.437
2. MASTROGIANNOPOULOU Maria	GRE	9.387
3. TESLENKO Inna	UKR	9.362
4. BISMPIKOU Stefani	GRE	9.125
5. RICHARD Gaelle	FRA	8.937
6. PAVLOVA Anna	RUS	8.700
7. MILLER Rolina	RUS	8.675
8. LEPENNEC Emilie	FRA	8.525



1. LEONIDA Floarea	ROM	9.437
2. PAVLOVA Anna	RUS	9.400
3. ANOCHINA Elena	RUS	9.025
4. EREMIA Alexandra	ROM	8.987
5. DEBAUVE Marine	FRA	8.725
6. LEPENNEC Emilie	FRA	8.587
7. BISMPIKOU Stefani	GRE	8.462
8. MERZARIO Michela	ITA	8.325



1. AKHUNU Mirabella	UKR	9.512
2. LEONIDA Floarea	ROM	9.487
3. ROSU Monica	ROM	9.262
4. MORENO Patricia	ESP	9.250
5. PAVLOVA Anna	RUS	9.150
6. KRIOUCHKOVA Maria	RUS	8.800
7. CHACON Coralie	FRA	8.662
8. LEPENNEC Emilie	FRA	8.475