

**19es Championnats d'Europe de Gymnastique Rythmique 2003
19th European Championships in Rhythmic Gymnastics 2003**

Riesa / GER

Exercices d'ensemble JUNIORS

Time: 22:01

Group exercises JUNIORS

Compétition I:

Date: 04-04-2003

Competition I:

Page: 1

**CLASSEMENT APRES LE PREMIER PASSAGE
RESULTS AFTER FIRST EXERCISE**



	Rg.	Nb.	Fédération	Féd	Technique	Artistique	Exécution	Pen.	
	Rk.	Nb.	Federation	Fed	Technic	Artistic	Execution	Pen.	Total
Q	1.	19	RUSSIA	RUS	6.850	9.300	9.200		25.350
Q	2.	10	GREECE	GRE	6.450	9.300	8.900		24.650
Q	3.	2	BELARUS	BLR	6.550	9.000	9.050		24.600
Q	4.	3	BULGARIA	BUL	5.750	8.650	8.600	0.10	22.900
	5.	23	UKRAINE	UKR	5.900	8.300	8.850	0.50	22.550
	6.	20	SWITZERLAND	SUI	5.450	8.100	8.100		21.650
	7.	8	FRANCE	FRA	5.050	8.400	8.000		21.450
	8.	5	SPAIN	ESP	5.100	8.050	8.300	0.60	20.850
	9.	13	ITALY	ITA	4.900	7.700	7.800	0.50	19.900
	10.	21	SLOVAKIA	SVK	4.500	7.550	7.850		19.900
	11.	18	PORTUGAL	POR	4.800	7.150	7.800		19.750
	12.	6	ESTONIA	EST	4.850	6.850	8.150	0.50	19.350
	13.	4	CZECH REPUBLIC	CZE	4.650	7.100	8.000	0.50	19.250
	14.	9	GERMANY	GER	5.550	7.200	7.150	0.70	19.200
	15.	12	ISRAEL	ISR	4.300	7.300	8.100	0.55	19.150
	16.	1	AUSTRIA	AUT	4.000	7.500	7.900	0.50	18.900
	17.	11	HUNGARY	HUN	4.850	7.200	7.300	0.70	18.650
	18.	17	POLAND	POL	3.400	6.700	7.500	0.50	17.100
	19.	14	LATVIA	LAT	3.800	6.150	6.800	0.50	16.250
	20.	15	LITHUANIA	LTU	3.650	6.550	6.700	0.70	16.200
	21.	16	MOLDAVIA	MDA	3.750	5.900	7.000	0.50	16.150
	22.	22	SWEDEN	SWE	3.950	6.300	6.350	0.70	15.900

Exercices d'ensemble JUNIORS

Group exercises JUNIORS

Compétition I:

Competition I:

Time: 15:44

Date: 05-04-2003

Page: 1

CLASSEMENT APRES LE DEUXIEME PASSAGE
RESULTS AFTER SECOND EXERCISE

5 

Rg.	Nb.	Fédération	Féd	Technique	Artistique	Exécution	Pen.	Total
Rk.	Nb.	Federation	Fed	Technic	Artistic	Execution	Pen.	
Q	1.	5 SPAIN	ESP	5.850	7.950	8.400		22.200
Q	2.	20 SWITZERLAND	SUI	5.400	8.150	8.400		21.950
Q	3.	23 UKRAINE	UKR	5.450	8.250	8.700	0.50	21.900
Q	4.	8 FRANCE	FRA	4.900	8.250	8.550		21.700
	5.	13 ITALY	ITA	4.900	7.800	8.050	0.50	20.250
	6.	18 PORTUGAL	POR	5.100	7.350	7.800		20.250
	7.	11 HUNGARY	HUN	4.950	7.650	7.650	0.50	19.750
	8.	9 GERMANY	GER	4.500	7.850	7.400	0.50	19.250
	9.	1 AUSTRIA	AUT	3.900	7.550	8.200	0.50	19.150
	10.	12 ISRAEL	ISR	4.150	7.350	8.050	0.55	19.000
	11.	4 CZECH REPUBLIC	CZE	4.550	6.950	8.000	0.60	18.900
	12.	6 ESTONIA	EST	4.050	7.150	8.050	0.50	18.750
	13.	17 POLAND	POL	3.950	6.700	7.850	0.50	18.000
	14.	16 MOLDAVIA	MDA	4.300	6.600	7.000	0.55	17.350
	15.	21 SLOVAKIA	SVK	3.600	7.150	7.100	0.80	17.050
	16.	15 LITHUANIA	LTU	3.250	6.100	7.100	0.50	15.950
	17.	14 LATVIA	LAT	3.700	5.700	6.900	0.70	15.600
	18.	22 SWEDEN	SWE	3.050	6.650	6.450	0.70	15.450

Exercices d'ensemble JUNIORS

Group exercises JUNIORS

Présentation finale

Final Presentation

Time: 15:45

Date: 06-04-2003

Page: 1

CLASSEMENT FINAL

FINAL RESULTS

5 

Rg.	Nb.	Fédération	Féd	Technique	Artistique	Exécution		
Rk.	Nb.	Federation	Fed	Technic	Artistic	Execution	Pen.	TOTAL
1.	19	RUSSIA	RUS	7.050	9.400	9.200		25.650
2.	10	GREECE	GRE	6.400	9.300	8.800		24.500
3.	3	BULGARIA	BUL	6.200	9.000	8.900		24.100
4.	2	BELARUS	BLR	6.300	9.100	9.100	0.50	24.000
5.	23	UKRAINE	UKR	5.400	8.100	8.850	0.50	21.850
6.	8	FRANCE	FRA	4.950	8.250	8.600		21.800
7.	5	SPAIN	ESP	5.250	8.000	8.500	0.50	21.250
8.	20	SWITZERLAND	SUI	4.650	7.600	8.250	0.60	19.900

Exercices d'ensemble SENIORS

Group exercises SENIORS

Concours par exercice

Competition for each exercise

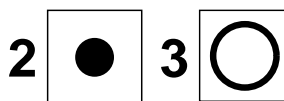
Time: 19:20

Date: 06-04-2003

Page: 1

CLASSEMENT FINAL

FINAL RESULTS



Rg.	Nb.	Fédération	Féd	Technique	Artistique	Execution	Pen.	TOTAL
Rk.	Nb.	Federation	Fed					
1.	3	BULGARIA	BUL	8.450	9.050	9.200		26.700
2.	10	GREECE	GRE	8.250	8.900	8.950		26.100
3.	13	ITALY	ITA	7.650	8.900	8.900		25.450
4.	23	UKRAINE	UKR	8.100	8.200	8.800		25.100
5.	2	BELARUS	BLR	8.050	8.900	8.600	0.60	24.950
6.	19	RUSSIA	RUS	7.850	8.500	8.700	0.50	24.550
7.	5	SPAIN	ESP	7.400	7.450	8.700		23.550
8.	9	GERMANY	GER	7.250	7.650	8.600	0.50	23.000

Exercices d'ensemble SENIORS

Group exercises SENIORS

Compétition I:

Competition I:

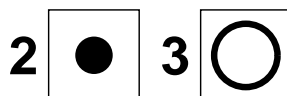
Time: 18:22

Date: 05-04-2003

Page: 1

CLASSEMENT FINAL

FINAL RESULTS



Rg.	Nb.	Fédération	Code	Tech.	Art.	Exec.	Pen.	Tot. 2+3	Tech.	Art.	Exec.	Pen.	Tot. 5	TOTAL
Rk.	Nb.	Federation	Noc											
1.	19	RUSSIA	RUS	8.950	9.050	9.200		27.200	8.850	8.900	8.800		26.550	53.750
2.	3	BULGARIA	BUL	8.700	8.450	9.000		26.150	8.400	8.450	9.100	0.10	25.850	52.000
3.	13	ITALY	ITA	8.100	8.700	8.900		25.700	8.200	8.800	8.600		25.600	51.300
4.	2	BELARUS	BLR	7.600	9.000	8.950	0.50	25.050	8.050	8.900	8.700	0.50	25.150	50.200
5.	10	GREECE	GRE	7.400	8.500	9.000	0.50	24.400	8.050	8.750	9.000	0.50	25.300	49.700
6.	5	SPAIN	ESP	7.500	7.800	8.700		24.000	7.700	7.900	8.600		24.200	48.200
7.	23	UKRAINE	UKR	7.750	7.350	7.900	0.80	22.200	8.450	8.400	8.650	0.50	25.000	47.200
8.	9	GERMANY	GER	7.150	7.800	8.550	0.50	23.000	7.450	7.550	8.200	0.10	23.100	46.100
9.	11	HUNGARY	HUN	6.150	7.450	8.300	0.50	21.400	7.100	7.300	8.100		22.500	43.900
10.	17	POLAND	POL	6.150	7.450	8.600	0.50	21.700	7.200	6.700	8.350	0.50	21.750	43.450
11.	20	SWITZERLAND	SUI	6.600	7.150	7.900	0.50	21.150	6.650	6.850	8.100	0.50	21.100	42.250
12.	8	FRANCE	FRA	6.050	5.600	7.850	0.80	18.700	6.500	5.900	7.800	0.70	19.500	38.200
13.	21	SLOVAKIA	SVK	5.650	5.550	7.550	0.50	18.250	5.850	6.150	7.900	0.50	19.400	37.650
14.	7	FINLAND	FIN	6.100	5.350	7.500	0.70	18.250	6.350	5.800	7.200	0.50	18.850	37.100
15.	6	ESTONIA	EST	5.600	6.400	7.650	0.50	19.150	5.300	6.000	7.000	0.50	17.800	36.950
16.	15	LITHUANIA	LTU	5.650	6.100	7.200	0.50	18.450	5.200	6.000	7.300	0.60	17.900	36.350

Exercices d'ensemble SENIORS

Group exercises SENIORS

Concours par exercice

Competition for each exercise

Time: 17:21

Date: 06-04-2003

Page: 1

CLASSEMENT FINAL

FINAL RESULTS



Rg. Rk.	Nb. Nb.	Fédération Federation	Féd Fed	Technique	Artistique	Execution	Pen.	TOTAL
1.	19	RUSSIA	RUS	8.650	9.100	9.100		26.850
2.	3	BULGARIA	BUL	8.350	8.750	9.000		26.100
3.	2	BELARUS	BLR	8.200	8.800	9.000	0.50	25.500
4.	10	GREECE	GRE	8.150	8.400	8.950		25.500
5.	13	ITALY	ITA	7.750	7.900	8.800		24.450
6.	9	GERMANY	GER	7.250	7.300	8.450		23.000
7.	23	UKRAINE	UKR	7.400	7.450	8.650	1.00	22.500
8.	5	SPAIN	ESP	7.050	7.600	8.200	0.50	22.350

Exercices individuels

Individual exercises

Compétition III: Finales par engins

Competition III: Apparatus finals

Time: 19:28

Date: 06-04-2003

Page: 1

CLASSEMENT FINAL

FINAL RESULTS

Rang	Num	Nom	Prénom	Féd	Note
Rank	Num	Name	Firstname	Fed	Note
1.	2	BESSONOVA	Anna	UKR	26.100
2.	5	ZHUKAVA	Inna	BLR	26.000
3.	1	YEROFEEVA	Tamara	UKR	25.900
4.	4	GIZIKOVA	Zarina	RUS	25.750
5.	3	PEYCHEVA	Simona	BUL	25.700
6.	6	CID	Almudena	ESP	24.850
7.	13	PAYSIEVA	Elizabeth	BUL	24.800
8.	8	ANDRIOLA	Eleni	GRE	24.300
9.	7	RUDALOVA	Svetlana	BLR	23.900
10.	12	PISETSKY	Katerina	ISR	23.850
11.	10	ZACCHILLI	Laura	ITA	23.450
12.	16	INGILDEEVA	Lisa	GER	23.350
13.	11	NIKOLAIDOU	Olga	GRE	23.050
14.	14	LEDOUX	Delphine	FRA	23.050
15.	15	MARCHESI	Susanna	ITA	22.950
16.	9	COLINO	Jennifer	ESP	21.600
17.	17	KIKKAS	Irina	EST	21.300



Exercices individuels

Individual exercises

Compétition III: Finales par engins

Competition III: Apparatus finals

Time: 18:27


Date: 05-04-2003

Page: 1

CLASSEMENT FINAL

FINAL RESULTS

Rang	Num	Nom Prénom	Féd	Note
Rank	Num	Name Firstname	Fed	Note
1.	4	GIZIKOVA Zarina	RUS	27.850
2.	2	BESSONOVA Anna	UKR	27.850
3.	5	ZHUKAVA Inna	BLR	26.550
4.	3	PEYCHEVA Simona	BUL	26.350
5.	7	RUDALOVA Svetlana	BLR	26.150
6.	1	YEROFEEVA Tamara	UKR	26.150
7.	8	ANDRIOLA Eleni	GRE	25.600
8.	6	CID Almudena	ESP	25.250
9.	11	NIKOLAIDOU Olga	GRE	24.400
10.	16	INGILDEEVA Lisa	GER	24.050
11.	12	PISETSKY Katerina	ISR	23.625
12.	15	MARCHESI Susanna	ITA	23.125
13.	9	COLINO Jennifer	ESP	23.050
14.	13	PAYSIEVA Elizabeth	BUL	22.950
15.	14	LEDOUX Delphine	FRA	22.550
16.	10	ZACCHILLI Laura	ITA	22.200
17.	17	KIKKAS Irina	EST	22.175



Exercices individuels

Individual exercises

Compétition III: Finales par engins

Competition III: Apparatus finals

Time: 17:24


Date: 06-04-2003

Page: 1

CLASSEMENT FINAL

FINAL RESULTS

Rang	Num	Nom Prénom	Féd	Note
Rank	Num	Name Firstname	Fed	Note
1.	2	BESSONOVA Anna	UKR	27.700
2.	1	YEROFEEVA Tamara	UKR	26.850
3.	3	PEYCHEVA Simona	BUL	26.500
4.	4	GIZIKOVA Zarina	RUS	26.450
5.	5	ZHUKAVA Inna	BLR	26.350
6.	8	ANDRIOLA Eleni	GRE	26.200
7.	6	CID Almudena	ESP	25.650
8.	7	RUDALOVA Svetlana	BLR	24.900
9.	10	ZACCHILLI Laura	ITA	24.800
10.	12	PISETSKY Katerina	ISR	24.600
11.	13	PAYSIEVA Elizabeth	BUL	24.500
12.	15	MARCHESI Susanna	ITA	24.050
13.	16	INGILDEEVA Lisa	GER	23.700
14.	14	LEDOUX Delphine	FRA	23.450
15.	9	COLINO Jennifer	ESP	22.700
16.	11	NIKOLAIDOU Olga	GRE	21.750
17.	17	KIKKAS Irina	EST	21.500



Exercices individuels

Individual exercises

Compétition III: Finales par engins

Competition III: Apparatus finals

Time: 18:25

Date: 05-04-2003

Page: 1

CLASSEMENT FINAL

FINAL RESULTS

Rang	Num	Nom	Prénom	Féd	Note
Rank	Num	Name	Firstname	Fed	Note
1.	2	BESSONOVA	Anna	UKR	27.500
2.	4	GIZIKOVA	Zarina	RUS	26.800
3.	1	YEROFEEVA	Tamara	UKR	26.300
4.	3	PEYCHEVA	Simona	BUL	26.200
5.	5	ZHUKAVA	Inna	BLR	25.850
6.	6	CID	Almudena	ESP	25.800
7.	8	ANDRIOLA	Eleni	GRE	25.100
8.	10	ZACCHILLI	Laura	ITA	24.450
9.	16	INGILDEEVA	Lisa	GER	24.250
10.	14	LEDOUX	Delphine	FRA	23.850
11.	17	KIKKAS	Irina	EST	23.700
12.	11	NIKOLAIDOU	Olga	GRE	23.600
13.	7	RUDALOVA	Svetlana	BLR	23.550
14.	13	PAYSIEVA	Elizabeth	BUL	23.350
15.	12	PISETSKY	Katerina	ISR	22.950
16.	15	MARCHESI	Susanna	ITA	22.300
17.	9	COLINO	Jennifer	ESP	21.000

