




TRAMPOLINE EUROPEAN CHAMPIONSHIPS
BULGARIA, SOFIA 7-12 JUN 2004

CLASSEMENT		F I N A L S				Trampoline			
		Individual				Women, Seniors			
Rank	Last Name, Name	Nat	j1	j2	j3	j4	j5	Dif	Total
1	KARAVAEVA Irina	RUS	8.2	8.4	8.4	8.1	8.2	15.30	40.10
2	MURINOVA Marina	RUS	8.5	8.8	8.7	8.6	8.9	13.10	39.20
3	WRIGHT Claire	GBR	8.4	8.2	8.1	8.2	8.3	14.40	39.10
4	DOGONADZE Anna	GER	7.7	7.5	7.8	7.7	7.9	14.00	37.20
5	DRISCOL Katherine	GBR	7.9	7.8	8.0	8.2	8.0	13.10	37.00
6	LEBEDEVA Galina	BLR	7.7	7.8	7.6	7.7	7.9	13.60	36.80
7	MOVCHAN Olena	UKR	5.2	5.0	5.1	5.0	5.1	9.80	25.00
8	DOMCHEVSKA Yulya	UKR	0.1	0.1	0.1	0.1	0.1	1.50	1.80



TRAMPOLINE EUROPEAN CHAMPIONSHIPS
BULGARIA, SOFIA 7-12 JUN 2004

CLASSEMENT		F I N A L S Individual					Trampoline Men, Seniors			
Rank	Last Name, Name	Nat	j1	j2	j3	j4	j5	Dif	Total	
1	NIKITIN Yury	UKR	8.6	8.5	8.7	8.7	8.6	16.20	42.10	
2	RUSAKOV Alexander	RUS	8.5	8.4	8.5	8.5	8.5	16.40	41.90	
3	KAZAK Nikolai	BLR	8.3	8.3	8.4	8.5	8.4	16.20	41.30	
4	CANNONE Flavio	ITA	8.5	8.6	8.2	8.1	8.2	15.60	40.50	
5	KUBICKA Markus	GER	8.3	8.2	7.5	8.0	8.1	16.00	40.30	
6	STEHLIK Henrik	GER	8.1	8.0	8.1	8.2	8.3	15.80	40.20	
7	MOSKALENKO	RUS	4.0	4.3	4.3	4.3	4.2	8.20	21.00	
8	POLIARUSH Dmitri	BLR	4.0	3.7	3.9	3.9	3.8	8.40	20.00	




TRAMPOLINE EUROPEAN CHAMPIONSHIPS BULGARIA, SOFIA 7-12 JUN 2004

CLASSEMENT

FINALS Individual


Synchro Women, Seniors

Rank	Last Name, Name	Nat	j1	j2	j3	j4	syn1	syn2	syn3	Dif	R/Tot
1	PETRENIA T. LEBEDEVA G.	BLR	7.9	8.4	8.3	8.6	9.10	9.20	9.30	13.10	48.20
2	LAWTON K. WRIGHT C.	GBR	8.3	8.4	8.5	8.4	9.00	8.80	9.00	13.10	47.90
3	MURINOVA M. CHERNOVA N.	RUS	8.1	8.6	8.0	8.7	8.90	9.00	8.70	12.90	47.40
4	DUFAU E. GRATAY A.	FRA	7.5	8.0	7.7	7.8	8.10	8.10	8.20	11.10	42.80
5	GULIASHVILI S. KHOPERIA R.	GEO	7.0	7.6	7.0	7.8	8.30	8.20	8.50	9.90	41.10
6	GEHRING N. DOGONADZE A.	GER	5.7	4.5	5.8	4.7	6.50	6.50	6.50	8.30	31.70
7	MOVCHAN O. DOMCHEVSKA Y.	UKR	3.2	3.5	3.3	3.4	3.70	3.70	3.80	5.80	19.90
8	ATSMA H. BOERSMA K.	NED	1.4	2.5	1.6	2.6	2.60	2.80	2.80	3.10	12.80




TRAMPOLINE EUROPEAN CHAMPIONSHIPS BULGARIA, SOFIA 7-12 JUN 2004

CLASSEMENT		FINALS Individual				Synchro Men, Seniors					
Rank	Last Name, Name	Nat	j1	j2	j3	j4	syn1	syn2	syn3	Dif	R/Tot
1	CHERNONOS O. NIKITIN Y.	UKR	8.5	7.2	8.6	7.5	9.70	9.60	9.90	15.60	51.00
2	BOILLET M. MARTIN L.	SUI	8.0	8.4	8.5	8.3	9.50	9.50	9.50	15.10	50.80
3	RIEPMA M. KASLANDER J.	NED	8.4	8.2	8.1	7.7	9.60	9.70	9.50	14.80	50.30
4	SERTH M. STEHLIK H.	GER	8.6	8.5	8.2	8.4	9.10	9.10	9.30	14.80	49.90
5	POLIARUSH D. KAZAK N.	BLR	8.2	8.7	7.8	8.3	9.00	9.10	8.90	14.80	49.30
6	LEVEN A. RUSAKOV A.	RUS	8.1	8.3	8.3	8.2	8.50	7.90	8.20	15.80	48.70
7	SHORT G. SMITH G.	GBR	7.6	7.7	7.4	8.0	8.60	8.20	8.40	14.60	46.70
8	NEVES A. MERINO N.	POR	4.8	5.9	5.1	5.9	6.50	6.60	6.50	10.10	34.10



TRAMPOLINE EUROPEAN CHAMPIONSHIPS BULGARIA, SOFIA 7-12 JUN 2004

CLASSEMENT		F I N A L Individual					Tumbling Women, Seniors				
Rank	Last Name, Name	Nat	j1	j2	j3	j4	j5	Dif	R/Tot	Total	
1	PEBERDY Kathryn	GBR	8.8 8.9	9.0 9.0	9.0 9.0	9.0 8.9	8.8 8.9	9.60 10.00	36.40 36.80	73.20	
2	KOROBAYNIKOVA Anna	RUS	9.0 8.9	9.1 9.1	9.0 9.0	9.0 8.8	8.9 8.7	9.60 9.60	36.60 36.30	72.90	
3	CHABANENKO Olena	UKR	8.3 8.8	8.4 8.9	8.7 8.9	8.2 8.8	8.7 8.8	9.60 10.60	35.00 37.10	72.10	
4	TSIARENIA Hanna	BLR	8.3 8.6	8.5 8.6	8.7 8.8	8.2 8.4	8.5 8.6	7.60 7.10	32.90 32.90	65.80	
5	LIMBACH Marion	FRA	8.8 8.6	8.9 8.6	8.8 8.5	8.6 8.3	8.8 8.5	6.50 6.90	32.90 32.50	65.40	
6	GAYGANOVA Elena	RUS	8.9 8.1	9.0 8.3	8.9 8.2	8.9 8.0	8.9 8.4	7.60 6.30	34.30 30.90	65.20	
7	FRANCOIS Delphine	FRA	8.8 8.3	8.8 8.0	8.6 8.2	8.6 8.3	8.6 8.0	6.50 7.10	32.50 31.60	64.10	
8	MACLEAN Zoe	GBR	8.0 8.7	8.0 8.8	7.7 8.8	8.1 8.7	7.8 8.9	4.90 7.90	28.70 34.20	62.90	



TRAMPOLINE EUROPEAN CHAMPIONSHIPS BULGARIA, SOFIA 7-12 JUN 2004

CLASSEMENT		F I N A L Individual					Tumbling Men, Seniors				
Rank	Last Name, Name	Nat	j1	j2	j3	j4	j5	Dif	R/Tot	Total	
1	SKORODUMOV Alexander	RUS	8.8 8.9	8.9 8.9	9.0 9.0	8.9 8.9	8.9 8.8	11.30 12.40	38.00 39.10	77.10	
2	KRYZHANOVSKIY Alexey	RUS	8.8 9.0	8.6 9.0	9.0 9.0	8.9 8.9	8.7 9.0	10.00 11.40	36.40 38.40	74.80	
3	TARIN Yves	FRA	8.6 8.8	8.8 8.6	8.9 8.8	8.9 8.8	8.7 8.7	11.00 10.90	37.40 37.20	74.60	
4	DECHANET Alexandre	FRA	8.7 8.7	8.7 8.7	8.9 8.9	8.8 8.8	8.9 8.7	10.20 9.90	36.60 36.10	72.70	
5	ARTSEMENKA Siarmeï	BLR	8.8 8.7	8.9 8.9	8.7 8.7	8.7 8.7	8.8 8.8	10.40 9.10	36.70 35.30	72.00	
6	PROCTOR Robert	GBR	8.8 8.5	8.6 8.2	8.7 8.5	8.7 8.5	8.6 8.5	11.10 8.90	37.10 34.40	71.50	
7	KABISHAU Andrei	BLR	8.1 8.7	8.3 8.8	8.1 8.6	8.0 8.6	8.1 8.6	5.70 12.30	30.00 38.20	68.20	
8	WALTERS Damien	GBR	8.7 8.2	8.6 7.8	8.7 7.9	8.7 7.9	8.8 8.1	11.70 5.70	37.80 29.60	67.40	



**TRAMPOLINE EUROPEAN CHAMPIONSHIPS
BULGARIA, SOFIA 7-12 JUN 2004**

CLASSEMENT		F I N A L Individual					DMT Women, Seniors			
Rank	Last Name, Name	Nat	j1	j2	j3	j4	j5	Dif	R/Tot	Total
1	GONTCHARENKO	RUS	9.6 9.7	9.6 9.7	9.7 9.7	9.6 9.7	9.6 9.6		31.10 2.30	62.50 31.40
2	IVANOVA Antoniya	BUL	9.6 9.6	9.5 9.6	9.5 9.6	9.6 9.6	9.7 9.7		31.00 2.50	62.30 31.30
3	DESPRIET Ilse	BEL	9.6 9.5	9.5 9.4	9.5 9.4	9.5 9.4	9.4 9.5		31.00 2.90	62.20 31.20
4	RINKAU Nancy	GER	9.5 9.6	9.6 9.6	9.6 9.5	9.7 9.7	9.5 9.5		31.00 2.30	62.00 31.00
5	VELICHKO Anastasia	RUS	9.5 9.5	9.4 9.6	9.6 9.6	9.5 9.4	9.5 9.5		30.80 2.30	61.70 30.90
6	DEUNER Kathrin	GER	9.0 9.4	8.8 9.5	8.9 9.5	9.0 9.5	8.9 9.5		29.10 2.30	59.90 30.80
7	SIMOES Ana	POR	0.0 9.5	0.0 9.6	0.0 9.5	0.0 9.6	0.0 9.6		0.00 2.50	31.20 31.20
8	VICTOR Filipa	POR	9.5 0.0	9.6 0.0	9.5 0.0	9.6 0.0	9.4 0.0		30.30 0.00	30.30 0.00



TRAMPOLINE EUROPEAN CHAMPIONSHIPS
BULGARIA, SOFIA 7-12 JUN 2004

CLASSEMENT		F I N A L Individual					DMT Men, Seniors			
Rank	Last Name, Name	Nat	j1	j2	j3	j4	j5	Dif	R/Tot	Total
1	RACHEV Radostin	BUL	9.7 9.7	9.7 9.8	9.8 9.8	9.8 9.7	9.7 9.7		32.30 32.30	64.60
2	G RTNER Nico	GER	9.7 9.5	9.6 9.5	9.6 9.4	9.7 9.6	9.8 9.5		31.70 31.60	63.30
3	POKROEV Stanislav	RUS	9.6 9.4	9.5 9.3	9.8 9.5	9.8 9.5	9.8 9.4		32.10 31.20	63.30
4	LINDEBERG Mathias	SWE	9.4 9.3	9.3 9.5	9.5 9.5	9.5 9.4	9.5 9.5		31.30 31.10	62.40
5	ONTIVEROS Ivan	ESP	9.4 9.0	9.3 9.3	9.4 9.2	9.3 9.1	9.4 9.2		30.60 30.40	61.00
6	NOBRE Bruno	POR	6.7 9.6	6.8 9.5	6.8 9.6	6.8 9.5	6.8 9.5		21.90 32.10	54.00
7	COJOC Vladimir	MDA	0.0 9.7	0.0 9.7	0.0 9.7	0.0 9.6	0.0 9.6		0.00 31.90	31.90
8	BOROVIKOV Alexei	RUS	0.0	0.0	0.0	0.0	0.0		0.00	31.80



TRAMPOLINE EUROPEAN CHAMPIONSHIPS
BULGARIA, SOFIA 7-12 JUN 2004

CLASSEMENT		FINALS	Trampoline	
		Team	Women, Seniors	
<i>Rank</i>	<i>Nat</i>	<i>Name</i>	<i>Tot</i>	<i>Total</i>
1	RUS	KARAVAEVA Irina MURINOVA Marina CHERNOVA Natalia KOLESNIKOVA Natalia	40.60 38.70 38.10	117.40
2	UKR	MOVCHAN Olena DOMCHEVSKA Yulya POCHYNOK Oksana KIYYKO Marina	39.10 38.60 37.90	115.60
3	GBR	LAWTON Kirsten WRIGHT Claire DRISCOL Katherine NECCO Aurora	39.30 38.60 37.70	115.60
4	GER	DOGONADZE Anna GEHRING Nancy TRAMPISCH Marie ATSMA Hester	39.30 35.00 34.90	109.20
5	NED	LENDERS Andrea STEINEBACH Mirjam MEIJER Patricia	36.50 34.40 33.10	104.00



TRAMPOLINE EUROPEAN CHAMPIONSHIPS
BULGARIA, SOFIA 7-12 JUN 2004

CLASSEMENT		FINALS		Trampoline	
		Team		Men, Seniors	
<i>Rank</i>	<i>Nat</i>	<i>No</i>	<i>Name</i>	<i>Tot</i>	<i>Total</i>
1	GER	135	KUBICKA Markus	41.70	123.20
		133	STEHLIK Henrik	41.30	
		134	G TZ Adam	40.20	
			SERTH Michael		
2	BLR	97	KAZAK Nikolai	41.10	120.00
		98	POLIARUSH Dmitri	40.20	
		96	KAKORKO Vladimir	38.70	
			PRISHCEPOV Anton		
3	GBR	142	MILNES Simon	40.30	87.90
		143	SMITH Gary	39.90	
		141	ALEXANDER Mark	7.70	
			SHORT Gary		
4	NED	162	KASLANDER Jeroen	38.80	87.70
		161	MOOIJ Sven	35.60	
		163	VILLAFUERTE Alan	13.30	
			RIEPMA Milco		
5	RUS	177	LEVEN Alexandre	37.40	62.00
		180	MOSKALENKO	14.00	
		179	RUSAKOV Alexander	10.60	
			KHNYCHEV German		



TRAMPOLINE EUROPEAN CHAMPIONSHIPS
BULGARIA, SOFIA 7-12 JUN 2004

CLASSEMENT		FINALS		Tumbling	
		Team		Women, Seniors	
<i>Rank</i>	<i>Nat</i>	<i>No</i>	<i>Name</i>	<i>Tot</i>	<i>Total</i>
1	RUS	387	KOROBAYNIKOVA Anna	36.90	106.50
		385	DANILINA Tatiana	34.90	
		386	GAYGANOVA Elena	34.70	
			VARAKINA Evgeniya		
2	GBR	359	PEBERDY Kathryn	36.70	104.60
		358	MACLEAN Zoe	34.40	
		356	MACLEAN Donna	33.50	
			CHEUNG Julie		
3	FRA	338	FRANCOIS Delphine	33.70	100.50
		339	MILLORY Emeline	33.50	
		337	LIMBACH Marion	33.30	
			BREDILLET Claire		
4	UKR	391	CHABANENKO Olena	37.10	96.20
		394	BAYEVA Katerina	31.20	
		392	ZAYARNA Hanna	27.90	
5	BLR	316	ALEKSANDROVICH	32.00	90.60
		317	ANDREYEVA Volha	29.40	
		318	TSIARENIA Hanna	29.20	




TRAMPOLINE EUROPEAN CHAMPIONSHIPS
BULGARIA, SOFIA 7-12 JUN 2004

CLASSEMENT		FINALS Team		Tumbling Men, Seniors	
<i>Rank</i>	<i>Nat</i>	<i>No</i>	<i>Name</i>	<i>Tot</i>	<i>Total</i>
1	RUS	186	PODLESNYY	37.90	113.20
		187	SKORODUMOV	37.70	
		188	GONCHAROV	37.60	
			KRYZHANOVSKIY		
2	GBR	151	WALTERS Damien	37.80	110.40
		149	SMALL Robert	36.80	
		150	PROCTOR Robert	35.80	
			SMITH Glenn		
3	POL	167	ADAMCZYK Tomasz	36.70	107.60
		169	BRZOSOWSKI	35.50	
		166	WODYK Jacek	35.40	
			SONDEL Sebastian		
4	FRA	127	TARIN Yves	37.50	107.20
		128	MANRY Gael	35.60	
		126	DECHANET Alexandre	34.10	
			MESTDAGH Guillaume		
5	BLR	102	KABISHAU Andrei	38.00	103.60
		100	PRYMAKOU Siarmeï	35.70	
		101	ARTSEMENKA Siarmeï	29.90	
			SMELUDZIAYEU		



TRAMPOLINE EUROPEAN CHAMPIONSHIPS
BULGARIA, SOFIA 7-12 JUN 2004

CLASSEMENT		FINALS		DMT	
		Team		Women, Seniors	
<i>Rank</i>	<i>Nat</i>	<i>No</i>	<i>Name</i>	<i>Tot</i>	<i>Total</i>
1	RUS	383	BALANDINA Svetlana	31.60	94.00
		381	VELICHKO Anastasia	31.40	
		380	MOLKOVA Ekaterina	31.00	
			CONTCHARENCO Galina		
2	GER	348	DEUNER Kathrin	31.20	92.90
		346	RINKAU Nancy	31.20	
		349	JANSEN Christina	30.50	
			CLOPPENBURG Anika		
3	BUL	328	IVANOVA Antoniya	31.30	92.60
		327	SINILKOVA Teodora	31.10	
		325	KAMENOVA Galabina	30.20	
			RUEVA Diana		
4	POR	374	VICTOR Filipa	30.80	92.20
		375	FERREIRA Marta	30.70	
		373	SIMOES Ana	30.70	
			PIRES Ana		



TRAMPOLINE EUROPEAN CHAMPIONSHIPS
BULGARIA, SOFIA 7-12 JUN 2004

CLASSEMENT		FINALS		DMT	
		Team		Men, Seniors	
<i>Rank</i>	<i>Nat</i>	<i>No</i>	<i>Name</i>	<i>Tot</i>	<i>Total</i>
1	RUS	184	ILICHEV Alexey	32.50	96.20
		182	KOLOKOLYTSEV	32.20	
		181	BOROVIKOV Alexei	31.50	
			POKROEV Stanislav		
2	POR	175	NOBRE Bruno	31.90	95.50
		174	MARIANI Nuno	31.90	
		176	ENGRACIO Joao	31.70	
			CASTELA Samuel		
3	SWE	200	LINDEBERG Mathias	31.80	95.10
		198	INNALA Martin	31.70	
		195	MELKERUD Nils	31.60	
			NORDFORDS Tommy		
4	GBR	144	FORDHAM Chris	31.70	93.50
		146	EAGER Toby	31.30	
		145	DODSON Philip	30.50	
			SWAFFER Mathew		
5	ESP	193	ONTIVEROS Ivan	32.00	63.80
		190	CHAU Hoy Pui	31.80	
		194	MUNOZ Jose Manuel	0.00	
			CABO Adrian		

TRAMPOLINE EUROPEAN CHAMPIONSHIPS
BULGARIA, SOFIA 7-12 JUN 2004

CLASSEMENT		F I N A L S				Trampoline			
		Individual				Women, Juniors			
Rank	Last Name, Name	Nat	j1	j2	j3	j4	j5	Dif	Total
1	RENTE Ana	POR	8.2	8.2	8.3	8.2	8.5	13.10	37.80
2	GOLOVINA Luba	GEO	8.9	8.4	8.3	8.5	8.6	12.10	37.60
3	TARASEVICH Elena	BLR	7.9	7.9	8.0	7.8	8.5	12.90	36.70
4	ALLEN Lauren	GBR	7.8	7.9	8.1	7.8	8.0	12.80	36.50
5	AUERBACH Catherine	GER	8.3	8.5	8.1	8.0	8.3	11.30	36.00
6	PIETRUSZKA Daniella	GBR	8.3	8.4	8.2	8.2	8.5	10.70	35.60
7	SYVANYCH Olena	UKR	7.8	7.7	7.8	8.2	8.0	11.80	35.40
8	BAUMG RTNER Carina	GER	8.0	7.9	8.1	8.1	8.3	11.10	35.30

TRAMPOLINE EUROPEAN CHAMPIONSHIPS
BULGARIA, SOFIA 7-12 JUN 2004

CLASSEMENT		F I N A L S					Trampoline			
		Individual					Men, Juniors			
Rank	Num	Last Name, Name	Nat	j1	j2	j3	j4	j5	Dif	Total
1	71	OUCHAKOV Dmitri	RUS	8.4	8.6	8.3	8.4	8.3	15.10	40.20
2	54	GOTCHIN Orlando	NED	8.1	8.3	8.2	8.2	7.8	14.70	39.20
3	1	MODEL Viacheslav	BLR	8.2	8.5	8.3	8.2	8.4	14.10	39.00
4	86	FRONYUK Vitaliy	UKR	8.0	8.2	7.8	7.9	8.1	14.50	38.50
5	70	ZENISHCHEV Alexey	RUS	7.9	7.5	7.8	7.9	8.0	14.70	38.30
6	4	ZHUKOVSKI Evgeni	BLR	8.4	8.4	8.9	8.4	8.2	13.10	38.30
7	36	NOBLETT Paul	GBR	7.2	7.4	7.2	7.1	7.3	14.60	36.30
8	27	KOSHKADZE Tengiz	GEO	2.6	2.7	2.5	2.3	2.5	5.70	13.30

**TRAMPOLINE EUROPEAN CHAMPIONSHIPS
BULGARIA, SOFIA 7-12 JUN 2004**

CLASSEMENT	F I N A L S				Synchro						
	Individual				Women, Juniors						
Rank	Last Name, Name	Nat	j1	j2	j3	j4	syn1	syn2	syn3	Dif	R/Tot
1	SYVANYCH S. SYVANYCH O.	UKR	7.7	8.1	7.9	8.0	9.40	9.50	9.40	10.90	45.60
2	WIEDERHOLDT T. FOKKE T.	NED	8.4	8.3	9.0	8.3	9.50	9.60	9.40	9.20	44.90
3	TARASEVICH E. SINITSINA O.	BLR	8.2	8.2	8.2	8.2	9.00	8.90	8.90	10.50	44.70
4	H NINGHAKE L. AUERBACH C.	GER	8.0	7.9	8.1	8.1	9.10	9.30	9.30	9.90	44.60
5	VALLEZ J. JULIEN M.	FRA	8.3	7.6	8.4	7.6	9.60	9.60	9.50	9.10	44.20
6	PIETRUSZKA D. LEWIS H.	GBR	8.4	8.0	8.3	8.0	8.70	8.70	8.60	9.80	43.50
7	GUTCHASHVILI N. GOLOVINA L.	GEO	3.5	4.4	4.1	4.2	3.90	3.90	3.80	1.60	17.70
8	KHAMETZANOVA A. IVANOVA A.	RUS	0.8	0.8	0.8	0.9	1.00	0.90	0.90	1.50	4.90

**TRAMPOLINE EUROPEAN CHAMPIONSHIPS
BULGARIA, SOFIA 7-12 JUN 2004**

CLASSEMENT		F I N A L S Individual				Synchro Men, Juniors					
Rank	Last Name, Name	Nat	j1	j2	j3	j4	syn1	syn2	syn3	Dif	R/Tot
1	GOTCHIN F. GOTCHIN O.	NED	8.2	7.8	7.5	8.0	9.40	9.50	9.60	14.70	49.50
2	BORISENKO A. ZHUKOVSKI E.	BLR	8.4	8.4	8.4	8.6	9.60	9.40	9.50	13.10	48.90
3	NOBLETT P. CAMBIE J.	GBR	8.0	8.4	7.6	8.3	8.80	9.20	9.00	13.20	47.50
4	LEGROS R. FAIT C.	FRA	7.4	8.6	7.7	8.4	9.10	9.10	8.80	12.20	46.50
5	LICO A. MARQUES N.	POR	7.6	8.2	8.1	7.8	9.50	9.70	9.60	9.50	44.60
6	GUZEK B. GROSZEK W.	POL	7.4	7.6	7.2	7.7	9.30	9.10	8.90	11.30	44.50
7	GONAKOV A. OUSHKOV D.	RUS	7.6	7.7	7.3	7.6	7.40	7.30	7.00	14.10	43.90
8	MAKOVETSKYY V. MATVYEYEV A.	UKR	8.4	7.6	8.2	7.9	8.00	7.80	8.10	11.30	43.40

TRAMPOLINE EUROPEAN CHAMPIONSHIPS
BULGARIA, SOFIA 7-12 JUN 2004

CLASSEMENT		F I N A L					Tumbling				
		Individual					Women, Juniors				
Rank	Last Name, Name	Nat	j1	j2	j3	j4	j5	Dif	R/Tot	Total	
1	HOUSON Laura	GBR	8.8	8.5	8.8	8.9	8.8	8.10	34.50	67.90	
			8.6	8.5	8.9	8.7	8.6	7.50	33.40		
2	SHCHEKINA Tatiana	RUS	8.5	8.7	8.6	8.6	8.7	8.40	34.30	67.80	
			8.7	8.6	8.7	8.5	8.7	7.50	33.50		
3	MCLEAN Zara	GBR	8.8	8.8	8.7	9.1	8.7	6.30	32.60	65.80	
			8.8	8.9	9.0	8.9	8.9	6.50	33.20		
4	YARULLOVA Alina	RUS	8.7	8.6	8.7	8.9	8.9	7.20	33.50	65.80	
			8.5	8.2	8.4	8.5	8.3	7.10	32.30		
5	LOPES Nadia	POR	8.5	8.5	8.4	8.5	8.6	6.20	31.70	63.30	
			8.4	8.4	8.4	8.4	8.5	6.40	31.60		
6	VAN DIERENDONCK Kyra	BEL	7.7	8.0	7.8	8.0	8.1	5.50	29.30	60.70	
			8.3	8.3	8.4	8.7	8.5	6.20	31.40		
7	PAESEN Eli	BEL	8.0	8.0	8.0	8.3	7.8	3.70	27.70	59.60	
			8.6	8.3	8.3	8.6	8.6	6.40	31.90		
8	ANTONAVA Katsiaryna	BLR	8.4	8.2	8.3	8.3	8.5	4.30	29.30	57.70	
			8.2	8.0	7.6	8.0	8.3	4.20	28.40		

**TRAMPOLINE EUROPEAN CHAMPIONSHIPS
BULGARIA, SOFIA 7-12 JUN 2004**

CLASSEMENT		F I N A L Individual					Tumbling Men, Juniors			
Rank	Last Name, Name	Nat	j1	j2	j3	j4	j5	Dif	R/Tot	Total
1	GOVOROV Maxim	RUS	8.8 8.7	8.7 8.6	8.9 8.7	8.8 8.7	8.9 8.7	10.80 10.70	37.30 36.80	74.10
2	GOROSHENIN Dmitri	RUS	8.6 8.5	8.7 8.5	8.7 8.7	8.6 8.5	8.7 8.5	10.80 11.00	36.80 36.50	73.30
3	BURROWS Charlie	GBR	8.8 8.8	9.0 8.8	8.8 8.8	9.0 8.6	8.6 8.6	9.30 9.30	35.90 35.50	71.40
4	WADECKI Jozef	POL	9.1 7.6	8.8 8.0	9.0 7.8	8.9 7.7	8.9 6.8	12.30 8.20	39.10 31.30	70.40
5	KMOMICH Yaumeni	BLR	8.5 8.3	8.4 8.4	8.6 8.5	8.5 8.4	8.5 8.5	8.40 7.20	33.90 32.50	66.40
6	DUYOLS Jonathan	BEL	7.8 8.4	7.9 8.4	8.0 8.5	8.1 8.6	8.1 8.3	7.60 9.20	31.60 34.50	66.10
7	PYSARYEV Artem	UKR	7.7 8.3	7.8 8.2	7.7 8.5	7.5 8.3	7.5 7.8	6.40 9.80	29.30 34.60	63.90
8	RYSENKO Sergiy	UKR	7.4 8.5	7.5 8.3	7.5 8.6	7.5 8.4	7.6 8.4	6.70 8.40	29.20 33.70	62.90

TRAMPOLINE EUROPEAN CHAMPIONSHIPS
BULGARIA, SOFIA 7-12 JUN 2004

CLASSEMENT		F I N A L Individual					DMT Women, Juniors			
Rank	Last Name, Name	Nat	j1	j2	j3	j4	j5	Dif	R/Tot	Total
1	VORONINA Victoria	RUS	9.6 9.7	9.6 9.6	9.6 9.7	9.6 9.7	9.6 9.6	2.10 2.30	30.90 31.30	62.20
2	PACHECO Nicole	POR	9.6 9.7	9.5 9.6	9.5 9.6	9.5 9.6	9.6 9.7	2.30 2.30	30.90 31.20	62.10
3	PRAT Claudia	ESP	9.5 9.5	9.5 9.5	9.5 9.5	9.5 9.4	9.5 9.4	2.50 2.50	31.00 30.90	61.90
4	ESMENIO Sofia	POR	9.6 9.7	9.6 9.7	9.6 9.6	9.5 9.6	9.7 9.6	2.00 2.10	30.80 31.00	61.80
5	SAVCHENKO Anna	RUS	9.7 9.5	9.7 9.4	9.7 9.4	9.7 9.5	9.8 9.4	1.90 2.10	31.00 30.40	61.40
6	VAN GRIEKEN Hilde	BEL	9.6 9.4	9.6 9.5	9.5 9.5	9.4 9.4	9.5 9.4	2.00 2.00	30.60 30.30	60.90
7	PHILIP Asha	GBR	9.7 9.6	9.7 9.6	9.6 9.5	9.6 9.5	9.6 9.5	1.80 1.60	30.70 30.20	60.90
8	SAINZ Cristina	ESP	9.4 9.5	9.5 9.5	9.4 9.5	9.3 9.3	9.4 9.4	1.80 1.80	30.00 30.20	60.20

TRAMPOLINE EUROPEAN CHAMPIONSHIPS
BULGARIA, SOFIA 7-12 JUN 2004

CLASSEMENT		F I N A L					DMT			
		Individual					Men, Juniors			
Rank	Last Name, Name	Nat	j1	j2	j3	j4	j5	Dif	R/Tot	Total
1	GANCHINHO Diogo	POR	9.2 9.6	9.2 9.6	9.2 9.7	9.1 9.7	9.1 9.8	3.30 3.30	30.80 32.30	63.10
2	FIDIEV Dmitry	RUS	9.6 9.7	9.6 9.6	9.5 9.7	9.6 9.7	9.6 9.6	2.70 2.50	31.50 31.50	63.00
3	SWAFFER Dominic	GBR	9.4 9.5	9.5 9.5	9.4 9.5	9.5 9.5	9.4 9.5	2.70 2.90	31.00 31.40	62.40
4	ALONSO Angel	ESP	9.6 9.4	9.6 9.5	9.7 9.5	9.5 9.4	9.5 9.4	2.50 2.70	31.20 31.00	62.20
5	PEREIRA Mario	POR	9.5 9.5	9.5 9.5	9.4 9.4	9.4 9.4	9.5 9.5	2.10 2.00	30.50 30.40	60.90
6	FREEMAN Andrew	GBR	9.3 9.4	9.4 9.3	9.4 9.3	9.2 9.2	9.5 9.3	1.80 1.80	29.90 29.70	59.60
7	BANOV Todor	BUL	6.7 9.5	6.6 9.5	6.7 9.3	6.6 9.5	6.6 9.4	1.10 2.90	21.00 31.30	52.30
8	IVANOV Kirill	RUS	9.5 0.0	9.5 0.0	9.5 0.0	9.5 0.0	9.4 0.0	2.70 0.00	31.20 0.00	31.20

TRAMPOLINE EUROPEAN CHAMPIONSHIPS
BULGARIA, SOFIA 7-12 JUN 2004

CLASSEMENT		FINALS Team		Trampoline Women, Juniors	
<i>Rank</i>	<i>Nat</i>	<i>No</i>	<i>Name</i>	<i>Tot</i>	<i>Total</i>
1	BLR	213	TARASEVICH Elena	37.60	109.60
		216	GRIDCHINA Maria	36.00	
		214	SINITSINA Olga	36.00	
2	GBR	250	ALLEN Lauren	36.60	106.20
		253	LEWIS Hannah	35.40	
		252	PIETRUSZKA Daniella	34.20	
3	UKR	311	SYVANYCH Olena	35.30	105.40
		308	SYVANYCH Svitlana	35.30	
		310	SYLYUTINA Liliya	34.80	
4	POR	282	PACHECO Nicole	35.90	101.70
		284	RENTE Ana	33.90	
		283	MARQUES Cindy	31.90	
5	GER	246	AUERBACH Catherine	35.90	79.70
		244	SYED Sarah	34.40	
		245	BAUMG RTNER Carina	9.40	

**TRAMPOLINE EUROPEAN CHAMPIONSHIPS
BULGARIA, SOFIA 7-12 JUN 2004**

CLASSEMENT		FINALS Team		Trampoline Men, Juniors	
<i>Rank</i>	<i>Nat</i>	<i>No</i>	<i>Name</i>	<i>Tot</i>	<i>Total</i>
1	RUS	71	OUCHAKOV Dmitri	40.30	117.90
		70	ZENISHCHEV Alexey	39.40	
		69	ROIK Evgeny	38.20	
2	GBR	35	SWAFFER Dominic	37.50	110.10
		36	NOBLETT Paul	37.10	
		34	JOYCE Nick	35.50	
3	UKR	86	FRONYUK Vitaliy	38.50	105.60
		88	MAKOVETSKYY	36.30	
		89	MATVYEYEV Andriy	30.80	
4	GER	32	BAHR Pasqual	33.40	81.40
		30	DROZDIK Peter	32.20	
		31	MAREK Gregor	15.80	
5	BLR	1	MODEL Viacheslav	38.50	81.20
		4	ZHUKOVSKI Evgeni	37.90	
		3	SHOSTOV Dmitri	4.80	

TRAMPOLINE EUROPEAN CHAMPIONSHIPS
BULGARIA, SOFIA 7-12 JUN 2004

CLASSEMENT		FINALS Team		Tumbling Women, Juniors	
<i>Rank</i>	<i>Nat</i>	<i>No</i>	<i>Name</i>	<i>Tot</i>	<i>Total</i>
1	RUS	298	SHCHEKINA Tatiana	35.10	103.90
		297	YARULLOVA Alina	34.40	
		296	KRASNOKUTSKAYA	34.40	
2	GBR	261	HOUSON Laura	34.60	102.00
		259	TURNER Sarah	33.90	
		260	MCLEAN Zara	33.50	
3	BLR	218	MALINOUSKAYA	30.80	91.00
		219	ANTONAVA Katsiaryna	30.10	
		217	PERAKAVETS Vitaliya	30.10	
4	IRL	270	CUSACK Shauna	27.70	82.30
		269	KIERNAN Rachel	27.50	
		267	SHEANON Lisa	27.10	

TRAMPOLINE EUROPEAN CHAMPIONSHIPS
BULGARIA, SOFIA 7-12 JUN 2004

CLASSEMENT		FINALS Team		Tumbling Men, Juniors	
<i>Rank</i>	<i>Nat</i>	<i>No</i>	<i>Name</i>	<i>Tot</i>	<i>Total</i>
1	RUS	79	GOVOROV Maxim	37.50	110.20
		78	GOROSHENIN Dmitri	37.40	
		77	GRAFIEV Timofey	35.30	
2	POL	60	WADECKI Jozef	38.40	106.00
		58	WADECKI Tomasz	34.20	
		59	LIPA Oskar	33.40	
3	UKR	90	PYSARYEV Artem	35.20	103.80
		93	RYSENKO Sergiy	35.00	
		91	SHEREMETA Vladyslav	33.60	
4	GBR	45	BURROWS Charlie	35.10	100.70
		44	BARNES Michael	34.90	
		43	ASPINALL Gary	30.70	
5	BLR	9	KMOMICH Yaumeni	34.40	99.00
		7	DARASHUK Dzmitry	32.50	
		6	STANKEVICH Pavel	32.10	

**TRAMPOLINE EUROPEAN CHAMPIONSHIPS
BULGARIA, SOFIA 7-12 JUN 2004**

CLASSEMENT		FINALS Team		DMT Women, Juniors	
<i>Rank</i>	<i>Nat</i>	<i>No</i>	<i>Name</i>	<i>Tot</i>	<i>Total</i>
1	RUS	294	VORONINA Victoria	31.30	93.50
		291	IVANOVA Anna	31.30	
		293	SAVCHENKO Anna	30.90	
2	POR	284	RENTE Ana	31.10	92.70
		286	ESMENIO Sofia	30.80	
		282	PACHECO Nicole	30.80	
3	ESP	302	PRAT Claudia	30.30	89.40
		303	GARCIA Laura	29.80	
		305	ALVAREZ Nuria	29.30	
4	GBR	256	PHILIP Asha	30.70	81.10
		254	BLOODWORTH Jenny	29.70	
		255	PUGH Nikki	20.70	

**TRAMPOLINE EUROPEAN CHAMPIONSHIPS
BULGARIA, SOFIA 7-12 JUN 2004**

CLASSEMENT		FINALS Team		DMT Men, Juniors	
<i>Rank</i>	<i>Nat</i>	<i>No</i>	<i>Name</i>	<i>Tot</i>	<i>Total</i>
1	RUS	73	IVANOV Kirill	31.80	94.80
		75	FIDIEV Dmitry	31.60	
		74	ZAVYALOV Pavel	31.40	
2	BUL	18	BANOV Todor	31.30	92.90
		19	PETROV Gospodin	30.80	
		16	BOZHILOV Bozhidar	30.80	
3	GBR	35	SWAFFER Dominic	31.30	91.90
		39	HALL Chris	30.70	
		40	FREEMAN Andrew	29.90	
4	ESP	81	ALONSO Angel	31.30	91.20
		83	PINOL Marc	30.30	
		80	SANCHEZ Josu	29.60	
5	POR	64	GANCHINHO Diogo	32.10	62.90
		65	PEREIRA Mario	30.80	
		66	COSTA Milton	0.00	