





Amsterdam (NED) April 29 - May 2, 2004

RESULTS

Women's Seniors - Team Competition And Qualifications For Competitions 2 And 3


FRI 30 APR 2004 - 19:00

Rank	NOC					Total
1	ROM - Romania	28.174 (2)	<u>27.875</u> (3)	28.824 (1)	27.899 (1)	112.772
2	UKR - Ukraine	27.787 (3)	<u>28.587</u> (1)	27.349 (3)	27.524 (3)	111.247
3	RUS - Russia	<u>28.574</u> (1)	26.837 (6)	27.437 (2)	27.575 (2)	110.423
4	ESP - Spain	27.312 (10)	28.187 (2)	<u>25.412</u> (8)	26.586 (7)	107.497
5	GBR - Great Britain	27.386 (7)	27.337 (4)	<u>25.637</u> (7)	26.649 (5)	107.009
6	ITA - Italy	27.612 (4)	<u>26.612</u> (7)	25.899 (5)	26.636 (6)	106.759
7	FRA - France	27.337 (9)	27.199 (5)	<u>25.274</u> (9)	26.887 (4)	106.697
8	NED - Netherlands	<u>27.437</u> (6)	25.811 (12)	26.599 (4)	26.349 (8)	106.196
9	BUL - Bulgaria	27.074 (12)	26.086 (11)	25.700 (6)	<u>24.512</u> (15)	103.372
10	GRE - Greece	27.274 (11)	26.461 (9)	24.537 (13)	<u>25.024</u> (12)	103.296
11	SUI - Switzerland	<u>27.449</u> (5)	26.174 (10)	23.311 (21)	25.650 (10)	102.584
12	GER - Germany	<u>26.812</u> (14)	26.500 (8)	24.849 (10)	24.225 (18)	102.386
13	CZE - Czech Republic	26.511 (15)	25.162 (15)	24.462 (14)	<u>26.000</u> (9)	102.135
14	BEL - Belgium	<u>26.511</u> (15)	25.737 (13)	24.799 (11)	24.737 (13)	101.784
15	POL - Poland	<u>26.924</u> (13)	24.925 (16)	24.749 (12)	25.087 (11)	101.685
16	BLR - Belarus	27.349 (8)	25.349 (14)	24.099 (15)	<u>24.449</u> (16)	101.246
17	SVK - Slovakia	25.949 (19)	<u>24.162</u> (20)	24.074 (16)	24.700 (14)	98.885
18	FIN - Finland	25.961 (18)	24.349 (18)	<u>24.062</u> (17)	23.875 (19)	98.247
19	AUT - Austria	25.187 (23)	<u>24.299</u> (19)	24.037 (18)	23.774 (20)	97.297
20	NOR - Norway	25.874 (20)	24.374 (17)	<u>23.437</u> (19)	23.586 (21)	97.271
21	LTU - Lithuania	25.474 (22)	23.750 (21)	<u>23.337</u> (20)	24.287 (17)	96.848
22	HUN - Hungary	26.500 (17)	23.537 (22)	<u>21.249</u> (24)	23.162 (24)	94.448
23	CYP - Cyprus	25.612 (21)	21.787 (24)	22.812 (22)	<u>23.261</u> (22)	93.472
24	ISL - Iceland	<u>24.374</u> (24)	22.311 (23)	22.087 (23)	23.249 (23)	92.021

Legend

Q Qualified for Team Final

 Vault

 Uneven Bars

 Beam

 Floor

Note:





Underlined totals indicate starting apparatus.

Amsterdam (NED) April 29 - May 2, 2004

RESULTS

Women's Juniors - Team Competition And Qualifications For Competitions 2 And 3

THU 29 APR 2004 - 19:00

Rank	NOC					Total
1	RUS - Russia	<u>28.061</u> (1)	26.449 (4)	27.275 (1)	25.774 (5)	107.559
2	ROM - Romania	<u>27.899</u> (2)	24.824 (7)	25.937 (2)	27.724 (1)	106.384
3	ITA - Italy	27.850 (3)	26.649 (3)	<u>25.174</u> (3)	26.299 (3)	105.972
4	GBR - Great Britain	27.424 (4)	27.024 (1)	24.300 (6)	<u>26.324</u> (2)	105.072
5	FRA - France	27.186 (6)	<u>25.599</u> (5)	24.412 (5)	26.087 (4)	103.284
6	NED - Netherlands	27.337 (5)	25.500 (6)	<u>24.749</u> (4)	24.836 (8)	102.422
7	UKR - Ukraine	26.012 (11)	<u>26.837</u> (2)	23.636 (8)	25.361 (6)	101.846
8	CRO - Croatia	<u>26.424</u> (9)	24.799 (8)	23.537 (9)	24.911 (7)	99.671
9	GRE - Greece	26.499 (8)	23.724 (10)	24.000 (7)	<u>24.587</u> (11)	98.810
10	GER - Germany	26.586 (7)	22.936 (11)	23.450 (10)	<u>24.550</u> (12)	97.522
11	BLR - Belarus	25.875 (15)	22.874 (13)	<u>23.386</u> (11)	24.762 (9)	96.897
12	ESP - Spain	25.974 (12)	22.174 (16)	<u>22.599</u> (14)	24.649 (10)	95.396
13	CZE - Czech Republic	<u>25.911</u> (13)	24.237 (9)	22.511 (15)	21.574 (27)	94.233
14	BEL - Belgium	<u>25.624</u> (16)	22.887 (12)	21.975 (18)	22.637 (25)	93.123
15	POR - Portugal	25.224 (21)	22.450 (14)	<u>22.075</u> (17)	22.750 (22)	92.499
16	SWE - Sweden	25.024 (23)	20.750 (20)	<u>23.274</u> (12)	23.299 (15)	92.347
17	TUR - Turkey	<u>24.337</u> (26)	21.737 (17)	22.099 (16)	23.250 (17)	91.423
18	HUN - Hungary	26.262 (10)	20.174 (22)	<u>21.674</u> (22)	23.275 (16)	91.385
19	LAT - Latvia	25.574 (18)	<u>21.074</u> (19)	21.112 (25)	23.100 (19)	90.860
20	BUL - Bulgaria	25.249 (20)	20.599 (21)	22.600 (13)	<u>22.312</u> (26)	90.760
21	SLO - Slovenia	25.600 (17)	<u>19.974</u> (23)	21.837 (21)	22.774 (21)	90.185
22	FIN - Finland	25.400 (19)	<u>19.387</u> (26)	21.937 (20)	23.236 (18)	89.960
23	ISR - Israel	<u>25.887</u> (14)	21.337 (18)	19.537 (27)	22.712 (23)	89.473
24	SUI - Switzerland	24.811 (25)	19.637 (25)	21.949 (19)	<u>23.012</u> (20)	89.409
25	ISL - Iceland	25.124 (22)	19.937 (24)	21.449 (23)	<u>22.661</u> (24)	89.171
26	POL - Poland	24.849 (24)	<u>18.837</u> (27)	20.836 (26)	23.699 (13)	88.221
27	AUT - Austria	16.874 (27)	22.349 (15)	21.424 (24)	<u>23.562</u> (14)	84.209

Legend

Q Qualified for Team Final

 Vault

 Uneven Bars

 Beam

 Floor

Note:

Underlined totals indicate starting apparatus.

Amsterdam (NED) April 29 - May 2, 2004

RESULTS
Women's Seniors - Individual All-Around Final

SAT 1 MAY 2004 - 14:30

Rank	Bib	Name	NOC Code					Total
1	458	KOZICH Alina	UKR	9.250	9.475	9.075	9.462	37.262
2	419	SOFRONIE N.	ROM	9.300	9.425	9.212	9.287	37.224
3	424	ZAMOLODCHIKOVA Elena	RUS	9.437	9.125	9.150	9.437	37.149
4	421	KHORKINA Svetlana	RUS	8.662	9.537	9.387	9.262	36.848
5	341	GOMEZ Elena	ESP	9.012	9.312	8.812	9.600	36.736
6	456	YAROTSKA Irina	UKR	9.137	9.562	8.387	8.850	35.936
7	389	GARGANO Maria Teresa	ITA	9.137	8.737	8.650	9.262	35.786
8	366	BISMPIKOU Stefani	GRE	9.000	8.950	9.225	8.337	35.512
9	438	MARTI Melanie	SUI	9.150	9.025	8.425	8.675	35.275
10	353	CHAOUCH Soraya	FRA	8.975	9.350	8.950	7.975	35.250
11	356	TWEDDLE Elizabeth	GBR	8.925	9.537	8.012	8.650	35.124
11	386	BERGAMELLI Monica	ITA	9.175	8.962	8.387	8.600	35.124
13	436	KAESLIN Ariella	SUI	9.150	8.737	8.162	9.000	35.049
14	404	LINDERS Loes	NED	9.237	8.625	8.325	8.712	34.899
15	321	ERCEG Tina	CRO	9.025	8.625	8.675	8.550	34.875
16	361	BRUEGGEMANN Lisa	GER	8.987	9.125	8.687	8.062	34.861
17	332	MARESOVA Katerina	CZE	9.012	8.887	8.350	8.487	34.736
18	306	VANWALLEGHEM Aagje	BEL	9.112	8.200	8.725	8.687	34.724
19	363	MUSIK Yvonne	GER	9.187	8.737	8.075	8.662	34.661
20	442	SEKEROVA Zuzana	SVK	9.087	8.750	9.162	7.425	34.424
21	317	TANKOUSHEVA Nikolina	BUL	9.087	8.837	8.075	7.900	33.899
22	335	SIKULOVA Jana	CZE	8.762	8.862	7.550	8.525	33.699
23	413	PIHAN Marta	POL	8.937	8.225	8.225	7.962	33.349
24	314	TIARENTIAVA Volha	BLR	9.087	8.587	7.500	8.037	33.211

Legend

 Vault

 Uneven Bars

 Beam

 Floor

Note:
Underlined totals indicate starting apparatus.

Amsterdam (NED) April 29 - May 2, 2004

RESULTS


Women's Juniors - Individual All-Around Final

SAT 1 MAY 2004 - 10:30

Rank	Bib	Name	NOC Code					Total
1	226	NISTOR Steliana	ROM	<u>9.287</u>	9.375	9.575	9.350	37.587
2	188	FERRARI Vanessa	ITA	<u>9.225</u>	8.900	9.125	9.275	36.525
3	231	LOZHECKO Yulia	RUS	<u>9.237</u>	9.537	8.637	9.037	36.448
4	158	WILLIAMS Aisling	GBR	9.187	<u>8.900</u>	8.687	8.875	35.649
5	152	BELLEMARE Rose-Eliandre	FRA	8.862	<u>8.775</u>	8.925	8.862	35.424
6	227	IZBASA Sandra	ROM	<u>9.125</u>	8.862	8.100	9.237	35.324
7	151	MARTINEZ Julie	FRA	9.187	<u>8.775</u>	8.812	8.412	35.186
8	187	BENOLLI Francesca	ITA	9.375	<u>8.412</u>	8.087	9.050	34.924
9	262	KOSTYUSHENKO Maryna	UKR	8.850	9.362	<u>7.712</u>	8.887	34.811
10	215	DE WIT Renee	NED	8.975	<u>8.925</u>	8.737	8.012	34.649
11	118	MAKSHTAROVA Viktoria	BLR	8.862	8.587	<u>8.600</u>	8.387	34.436
12	261	ZGOBA Dariya	UKR	<u>8.400</u>	9.475	7.950	8.587	34.412
13	142	PULGARIN Melodie	ESP	8.937	8.937	<u>7.525</u>	8.800	34.199
14	232	KLYUKINA Svetlana	RUS	<u>9.237</u>	8.112	8.012	8.837	34.198
15	126	DELLADIO Tanja	CRO	8.825	<u>8.237</u>	8.312	8.487	33.861
16	161	PFEFFER Annika	GER	8.862	8.712	8.175	<u>7.800</u>	33.549
17	119	KALMYKOVA Irina	BLR	8.437	8.587	<u>7.875</u>	8.162	33.061
18	166	GEORGAKOPOULOU Vasiliki	GRE	8.475	7.737	<u>8.112</u>	8.450	32.774
19	128	FISTER Maria	CRO	8.350	8.250	<u>7.437</u>	8.200	32.237
20	201	MARX Lara	LUX	8.925	7.987	8.087	<u>7.225</u>	32.224
21	111	MOONEN Lynn	BEL	8.587	8.787	7.037	<u>7.600</u>	32.011
22	168	GRIGORIADOU Despoina	GRE	8.475	8.100	6.925	<u>8.050</u>	31.550
23	140	VERBOVA Eva	CZE	8.512	8.200	7.637	<u>7.075</u>	31.424
24	181	FINKEL Vered	ISR	8.887	8.275	6.562	<u>7.387</u>	31.111

Legend

 Vault

 Uneven Bars

 Beam

 Floor

Note:
Underlined totals indicate starting apparatus.

Amsterdam (NED) April 29 - May 2, 2004

RESULTS
Women's Seniors - Apparatus Finals

SUN 2 MAY 2004 - 14:45



Rank	Bib	Name	NOC Code	Vault 1	Vault 2	Total
1	417	ROSU Monica	ROM	9.512	9.487	9.499
2	423	PAVLOVA Anna	RUS	9.400	9.362	9.381
2	424	ZAMOLODCHIKOVA Elena	RUS	9.475	9.287	9.381
4	460	SHERBATYKH Olga	UKR	9.225	9.175	9.200
5	419	SOFRONIE N.	ROM	9.087	9.300	9.193
6	357	HOBBS Vanessa	GBR	9.250	9.075	9.162
7	306	VANWALLEGHEM Aagje	BEL	9.100	9.175	9.137
8	363	MUSIK Yvonne	GER	9.112	9.062	9.087

Legend

 Vault

Amsterdam (NED) April 29 - May 2, 2004


RESULTS
Women's Seniors - Apparatus Finals

SUN 2 MAY 2004 - 15:15



Rank	Bib	Name	NOC Code	Total
1	421	KHORKINA Svetlana	RUS	9.662
2	356	TWEDDLE Elizabeth	GBR	9.587
3	459	KRASNYNSKA Irina	UKR	9.562
4	456	YAROTSKA Irina	UKR	9.525
5	343	GENER Tania	ESP	9.362
6	419	SOFRONIE N.	ROM	9.325
7	342	MORO Sara	ESP	9.312
8	353	CHAOUCH Soraya	FRA	8.525

Legend

 Uneven Bars

Amsterdam (NED) April 29 - May 2, 2004

RESULTS
Women's Seniors - Apparatus Finals

SUN 2 MAY 2004 - 16:00



Rank	Bib	Name	NOC Code	Total
1	416	PONOR Catalina	ROM	9.725
2	418	EREMIA A.	ROM	9.575
3	421	KHORKINA Svetlana	RUS	9.325
4	459	KRASNYNSKA Irina	UKR	9.200
5	458	KOZICH Alina	UKR	8.875
6	442	SEKEROVA Zuzana	SVK	8.850
7	424	ZAMOLODCHIKOVA Elena	RUS	8.775
8	405	HARMES Suzanne	NED	8.050

Legend

 Beam

Amsterdam (NED) April 29 - May 2, 2004

RESULTS
Women's Seniors - Apparatus Finals

SUN 2 MAY 2004 - 16:30



Rank	Bib	Name	NOC Code	Total
1	416	PONOR Catalina	ROM	9.637
2	341	GOMEZ Elena	ESP	9.575
3	389	GARGANO Maria Teresa	ITA	9.350
4	405	HARMES Suzanne	NED	9.325
5	456	YAROTSKA Irina	UKR	9.262
6	352	DEBAUVE Marine	FRA	9.162
7	421	KHORKINA Svetlana	RUS	9.112
8	457	KVASHA Alona	UKR	8.500

Legend

 Floor

Amsterdam (NED) April 29 - May 2, 2004

RESULTS
Women's Juniors - Apparatus Finals

SUN 2 MAY 2004 - 10:30



Rank	Bib	Name	NOC Code	Score
1	232	KLYUKINA Svetlana	RUS	9.300
2	226	NISTOR Steliana	ROM	9.262
3	234	KAZANTSEVA Tatiana	RUS	9.231
4	187	BENOLLI Francesca	ITA	9.212
5	227	IZBASA Sandra	ROM	9.075
6	142	PULGARIN Melodie	ESP	9.068
7	157	CAIRNS Imogen	GBR	9.050
8	158	WILLIAMS Aisling	GBR	9.012



Rank	Bib	Name	NOC Code	Score
1	156	PUGH Rhian	GBR	9.375
2	261	ZGOBA Dariya	UKR	9.350
3	262	KOSTYUSHENKO Maryna	UKR	9.287
4	215	DE WIT Renee	NED	9.087
5	158	WILLIAMS Aisling	GBR	8.950
6	188	FERRARI Vanessa	ITA	8.750
7	232	KLYUKINA Svetlana	RUS	8.175
8	231	LOZHECKO Yulia	RUS	7.975



Rank	Bib	Name	NOC Code	Score
1	229	STANCULESCU Alina	ROM	9.312
2	231	LOZHECKO Yulia	RUS	9.200
3	188	FERRARI Vanessa	ITA	9.175
4	227	IZBASA Sandra	ROM	8.887
5	170	VATIDI Margarita	GRE	8.312
6	118	MAKSHAROVA Viktoria	BLR	8.262
6	152	BELLEMARE Rose-Eliandre	FRA	8.262
8	261	ZGOBA Dariya	UKR	8.212



Rank	Bib	Name	NOC Code	Score
1	226	NISTOR Steliana	ROM	9.312
2	227	IZBASA Sandra	ROM	9.237
3	190	MACRI Federica	ITA	9.037
4	231	LOZHECKO Yulia	RUS	8.975
5	157	CAIRNS Imogen	GBR	8.625
6	187	BENOLLI Francesca	ITA	8.475
7	142	PULGARIN Melodie	ESP	8.175
8	151	MARTINEZ Julie	FRA	8.025