

18es Championnats d'Europe de Gymnastique Rythmique 2002
18th European Rhythmic Gymnastics Championships 2002

Granada / ESP

Exercices individuels

Individual exercises

Compétition I: Concours multiple par équipes

Competition I: All around team competition





Time: 19:32

Date: 09-11-2002

Page: 1

CLASSEMENT FINAL

FINAL RESULTS





Rang	Num	Fédération	Féd					TOTAL
Rank	Num	Federation	Fed					
1.	28	RUSSIA	RUS	51.775	54.000	54.875	54.050	214.700
2.	34	UKRAINE	UKR	48.950	53.850	51.700	53.425	207.925
3.	6	BULGARIA	BUL	48.425	50.650	47.125	49.150	195.350
4.	5	BELARUS	BLR	47.625	50.150	47.050	49.475	194.300
5.	10	SPAIN	ESP	45.300	50.000	48.100	49.700	193.100
6.	16	GREECE	GRE	46.825	48.650	46.475	48.300	190.250
7.	19	ITALY	ITA	44.350	47.000	43.050	47.500	181.900
8.	18	ISRAEL	ISR	42.000	43.850	45.275	44.100	175.225
9.	13	FRANCE	FRA	42.125	44.650	43.100	45.100	174.975
10.	14	GREAT BRITAIN	GBR	38.200	41.925	38.850	42.525	161.500
11.	2	AUSTRIA	AUT	41.050	39.650	40.350	39.675	160.725
12.	9	CZECH REPUBLIC	CZE	39.900	40.350	39.725	39.150	159.125
13.	15	GEORGIA	GEO	38.125	40.425	40.425	39.875	158.850
14.	25	POLAND	POL	37.325	39.950	40.950	39.600	157.825
15.	11	ESTONIA	EST	37.825	41.900	36.750	41.000	157.475
16.	3	AZERBAIJAN	AZE	38.700	38.575	39.450	39.050	155.775
17.	12	FINLAND	FIN	38.200	37.600	39.000	38.150	152.950
18.	20	LATVIA	LAT	36.950	38.125	37.300	37.050	149.425
19.	29	SLOVENIA	SLO	35.450	38.425	37.850	37.550	149.275
20.	17	HUNGARY	HUN	35.400	37.300	34.800	36.300	143.800
21.	23	NETHERLANDS	NED	35.350	33.850	36.600	37.800	143.600
22.	26	PORTUGAL	POR	34.525	35.100	35.825	37.350	142.800
23.	22	MOLDOVA	MDA	33.950	36.000	33.950	38.150	142.050
24.	27	ROMANIA	ROM	35.525	34.425	33.000	36.250	139.200
25.	8	CYPRUS	CYP	34.750	36.300	32.800	34.500	138.350
26.	4	BELGIUM	BEL	30.850	32.500	31.750	35.000	130.100
27.	7	CROATIA	CRO	29.875	34.950	30.975	33.700	129.500
28.	21	LITHUANIA	LTU	32.050	30.100	31.625	32.275	126.050
29.	24	NORWAY	NOR	29.750	32.250	31.775	31.125	124.900

Exercices individuels
Individual exercises

Compétition II
Compétition II

Time: 18:53
Date: 10-11-2002
Page: 1

CLASSEMENT FINAL
FINAL RESULTS

Rang	Num	Nom	Prénom	Féd					TOTAL
Rank	Num	Name	Firstname	Fed					
1.	135	KABAEVA	Alina	RUS	27.600	27.350	27.500	28.475	110.925
2.	165	YEROFEEVA	Tamara	UKR	26.525	27.775	26.525	26.875	107.700
3.	166	BESSONOVA	Anna	UKR	26.725	26.000	26.175	26.525	105.425
4.	26	PEYCHEVA	Simona	BUL	26.625	25.600	26.475	25.450	104.150
5.	137	GIZIKOVA	Zarina	RUS	25.325	26.000	25.750	26.250	103.325
6.	20	ZHUKOVA	Inna	BLR	25.800	25.800	25.475	25.325	102.400
7.	46	CID	Almudena	ESP	25.150	25.550	25.100	24.500	100.300
8.	21	RUDALOVA	Svetlana	BLR	25.450	24.900	24.400	25.400	100.150
9.	75	ANDRIOLA	Eleni	GRE	24.850	25.600	23.900	25.300	99.650
10.	45	COLINO	Jennifer	ESP	23.900	25.000	24.325	24.900	98.125
11.	86	ZACCHILLI	Laura	ITA	24.375	24.300	22.800	24.500	95.975
12.	76	NIKOLAIDOU	Olga	GRE	23.300	24.475	23.650	24.100	95.525
13.	91	PIZEZKY	Katya	ISR	22.675	24.400	24.050	23.450	94.575
14.	25	PAYSIEVA	Elizabeth	BUL	23.850	23.900	22.000	24.100	93.850
15.	60	LEDOUX	Delphine	FRA	22.600	23.050	23.000	23.500	92.150
16.	85	MARCHESI	Susanna	ITA	23.000	22.800	23.500	22.725	92.025
17.	52	KIKKAS	Irina	EST	23.650	23.000	22.050	22.800	91.500
18.	10	GIMATOVA	Dinara	AZE	22.650	22.500	22.500	21.450	89.100
19.	65	McKIBBIN	Hannan Rose	GBR	22.900	22.700	21.250	20.950	87.800
20.	120	MARKOWSKA	Magdalena	POL	20.600	22.300	21.400	21.750	86.050
21.	6	OBERHOFER	Hanna	AUT	21.100	21.350	20.100	20.550	83.100
22.	61	LACOUR	Aurelie	FRA	20.500	21.575	20.200	20.450	82.725
23.	40	KOPACOVA	Katerina	CZE	21.950	20.450	19.200	20.950	82.550
24.	5	WEBER	Caroline	AUT	20.700	20.850	19.850	20.150	81.550
25.	90	YUNGER	Yael	ISR	19.150	20.700	20.250	20.600	80.700
26.	71	KERESLIDZE	Vanda	GEO	19.500	20.750	18.975	20.700	79.925